

# Creative Sign SOLUTIONS

for  
**Business**  
Professionals

**Total**  
Facility Signage

Identification


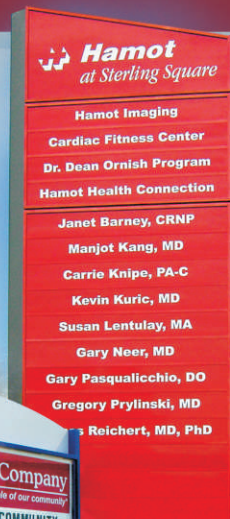
Wayfinding

Parking

LED Traffic  
Controllers

## Designed to be the perfect fit!

- **Engineered component systems**...combine to provide durable, aesthetic, cost effective signage in many sign types and mounting styles
- **Durable, heavy gauge aluminum construction**...for years of lasting service and attractive appearance
- **Significant design flexibility**...creates high impact signs that compliment any environment, enhance image and improve communications







# Creative Sign Solutions In A Myriad Of Sign Systems To Choose From



## Non-Illuminated Post & Panel

- One & Two Panel Systems Constructed Of Durable, Heavy-gauge Aluminum
- Custom Shape Signs & Routed Panels Available
- Variety Of Post Styles & Designer Post Caps

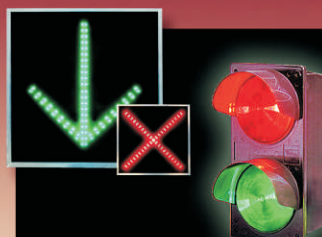
## Illuminated Post & Panel

- Single & Double Face Polycarbonate Or Routed Aluminum Face Signs
- Durable, Heavy-gauge Aluminum Construction
- Custom Shape Frames & Radius Posts Available
- Variety Of Post Styles & Designer Post Caps
- Easy Access To Electrical Components



## Pylon Sign Systems

- Monolithic & Low Profile Designs...One, Two, Three, Or Four Faces
- Illuminated & Non-illuminated
- Durable, Heavy-gauge Aluminum Construction
- Internal Posts For Direct Embedment Or Mounting With Baseplates
- Changeable Panels For Multiple Listings
- Thousands Of Custom Colors Available
- Routed Copy Available In Illuminated Signs With Aluminum Message Panels
- Easy Access To Electrical Components
- UL Listed Signs Available



## Illuminated Traffic Control Signs

- LED, Neon & Incandescent Illumination Options
- Compact Sizes With Highly Visible Messages
- Durable, Corrosion Resistant Aluminum Or Polycarbonate Housing
- Large Variety Of Standard Messages
- Custom Messages Available In 2 Weeks Or Less
- Low Energy Consumption With LED Units (6-15 watts)
- Choice Of Mounting Options
- Easy Installation & Long Service Life
- UL Listed LED & Incandescent Units
- 5 Year Unlimited Warranty



INTERIOR SIGN SYSTEM

- Durable, Heavy Gauge Aluminum Frames
- Standard Brushed Aluminum Finish and Custom Colors Available
- Graphics Easily Updated By Changing Paper Insert
- Non-Glare Lens Protects Paper Insert And Removes With Provided Suction Cup
- End Caps Available In A Variety Of Materials, Including Aluminum (Standard), Wood And Marbled Acrylic
- ADA Compliant Lens Covers Also Available
- Reinforces Facility Branding While Increasing Wayfinding Navigation For Visitors
- Mounts Using Either Screw Mounting Holes or Double Sided Adhesive Tape